

# **Annual List of Federally Obligated Projects FY 2021**

(July 1, 2020 to June 30, 2021)

September 2021

**Akron Metropolitan Area Transportation Study**  
One Cascade Plaza/Suite 1300/Akron, Ohio 44308  
Phone: (330) 375-2436  
Fax: (330) 375-2275

This report was prepared by the Akron Metropolitan Area Transportation Study (AMATS) in cooperation with the U.S. Department of Transportation, the Ohio Department of Transportation, and the Village, City and County governments of Portage and Summit Counties and the Chippewa and Milton Township areas of Wayne County.

The contents of this report reflect the views of AMATS, which is responsible for the facts and accuracy of the data presented herein. The contents do not necessarily reflect the official view and policies of the Ohio and/or U.S. Department of Transportation. This report does not constitute a standard, specification or regulation.

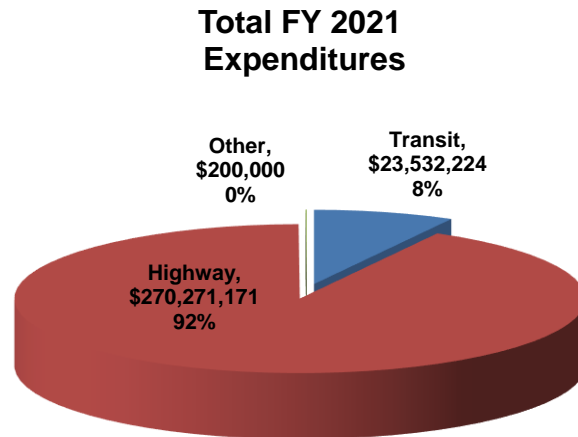
## Introduction

The Federal Highway Administration (FHWA) defines obligation as the federal government’s commitment to pay or reimburse an entity for the federal share of a project’s eligible cost. Obligation does not necessarily indicate expenditure or project completion; only that the project has been approved by the government for reimbursement.

This report includes the status of all projects listed in the Transportation Improvement Program for FY 2021, which began on July 1, 2020 and ended on June 30, 2021.

## Obligation Report

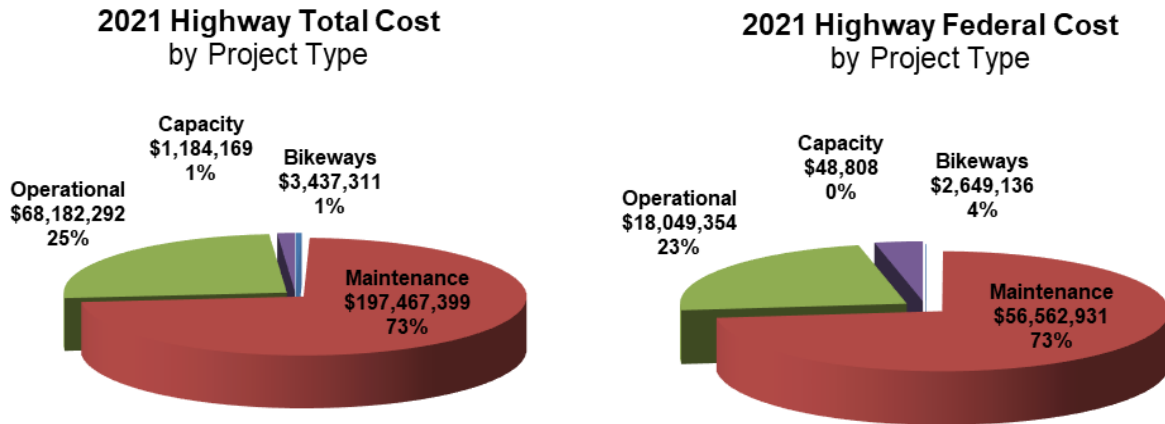
During FY 2021, \$294.0 million was expended on highway and transit projects in the AMATS area. Of this total, \$270.3 million was for highway projects and \$23.5 million for transit projects. The remaining \$200,000 was expended on the AMATS Air Quality Advocacy Program and the Rideshare Program. The following pie chart is a summary of the percentage of total expenditures by mode in the TIP for FY 2021 that includes funding from federal, state and local sources.



## Highway Projects

There are several different types of highway projects listed in the TIP. These include capacity, operational, maintenance and bikeway type projects. Capacity projects include constructing new roadways and adding new lanes to existing roadways to accommodate larger volumes of traffic. In FY 2021 there were \$1.2 million in capacity type projects scheduled in the TIP. Operational projects which improve the flow of traffic by coordinating traffic signals and/or adding turn lanes accounted for a total of \$68.2 million in expenditures. Maintenance and preservation projects such as resurfacing or reconstruction accounted for a total of \$197.5 million. Off-road bikeway and pedestrian projects amounted to \$3.4 million. The following

pie charts show the expenditures for each project type by total project cost and by federal funding sources only.



Performance Measures

Performance measures are central to implementing a Performance-Based Planning Process (PBPP) that guides decision making. How performance is defined and measured can significantly affect the types of projects and strategies that are advanced by decision makers. Moreover, performance results inform agencies whether the types of projects and strategies they are implementing are in fact helping them achieve their goals. Performance measures aim to answer questions about whether the performance of the transportation system is getting better or worse over time. Performance measures also aim to demonstrate whether transportation investments are correlated or linked to stated goals and whether they produce desired outcomes.

Introducing a performance management approach to planning is intended to improve project and program delivery, inform investment decision making, focus staff efforts on priorities, and provide greater transparency and accountability to the public. The current federal legislation applies performance measurement at the programmatic, rather than project level and links performance measures and targets to funding decisions by way of performance-based funding. The purpose of this approach is to move towards performance-based decision-making for project selection.

A full discussion of performance measures can be found in Appendix I of the AMATS FY 2021-2024 Transportation Improvement Program.

Transportation Performance Management (TPM) Aggregate Measures:

- PM1: Safety
- PM2: Infrastructure - Pavement and Bridges
- PM3: System Performance - Congestion and Air Quality

## Transportation Performance Management (TPM) Funding

AMATS TRANSPORTATION IMPROVEMENT PROGRAM FY 2021-2024  
Highway, Bicycle and Pedestrian - by Year of Construction

	2021	2022	2023	2024	Total
PM1	\$18,250,433	\$8,701,100	\$14,903,250	\$0	\$41,854,783
PM2	\$280,759,533	\$206,141,700	\$80,698,900	\$91,672,600	\$659,272,733
PM3	\$16,350,433	\$18,891,900	\$12,765,650	\$513,200	\$48,521,183
	\$315,362,420			TOTAL	\$749,648,699

Note:

Performance Measures Group One (PM1): Safety

Performance Measures Group Two (PM2): Infrastructure - Pavement and Bridges

Performance Measures Group Three (PM3): System Performance - Congestion and Air Quality

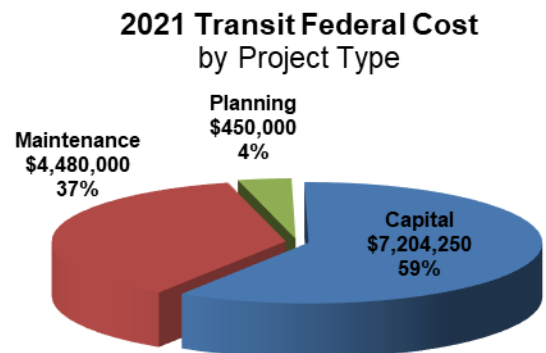
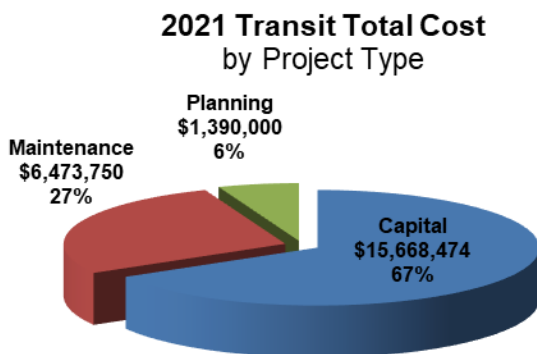
Travel Time Reliability, Peak-Hour Excessive Delay (PHED), Mobile Source Emissions,  
and Non-Single Occupancy Vehicle (Non-SOV) Travel

Transit Asset Management (TAM) - Listed under transit agencies

### Transit Projects

Transit projects are also divided into several different types in the TIP. These include capital, operating and planning type projects. Capital projects include purchasing of equipment, which is typically new buses. In FY 2021, there was \$15.7 million in capital expenditures. Operating expenditures such as personnel salaries, fuel costs and routine maintenance on buses and facilities accounted for a little over \$6.5 million. Spending on planning activities such as conducting long range and regional transit planning and measuring of system performance was \$1.4 million. The following pie charts on the next page show the percentage of expenditures for each project type by total project cost and by federal funding sources only.

The Transit Projects table provides project information such as type of project, the amount of federal funds awarded or programmed and the status of the grant or project in FY 2021.



## HIGHWAY PROJECTS THAT BEGAN CONSTRUCTION FY 2021

No.	PID #	PROJECT	LOCATION & TERMINI	TYPE OF WORK	FY 2021 FEDERAL FUNDS	TOTAL PHASE COST
1	107761	<b>POR-AURORA SIGNALS</b>	AURORA VARIOUS THROUGHOUT THE CITY	UPGRADE/INTERCONNECT SIGNALS, ADDRESS ADA AND SAFE ROUTES TO SCHOOLS CONCERNS	\$1,968,474	\$2,460,593
2	107689	<b>POR-S DIAMOND ST/MILL RD</b>	RAVENNA S DIAMOND ST FROM SUMMIT RD TO MILL ST MILL ST FROM S DIAMOND ST TO SYCAMORE ST	RESURFACING AND ADA RAMPS	\$223,900	\$279,876
3	105550	<b>POR-SILICA SAND RD (CR 253) BRIDGE</b>	PORTAGE COUNTY SILICA SAND RD BRIDGE OVER EAGLE CREEK	BRIDGE REPLACEMENT	\$483,682	\$537,425
4	98585	<b>POR-TALLMADGE RD (CR 18)</b>	BRIMFIELD TOWNSHIP TALLMADGE RD/IR 76 INTERCHANGE	RECONSTRUCTION OF TALLMADGE RD AT IR 76 INTERCHANGE AND RELOCATION OF MOGADORE RD	\$4,555,883	\$5,694,854
5	109347	<b>POR-N WATER ST (CR 502)-0.18</b>	KENT MAIN ST TO FAIRCHILD AVE	RESURFACING, CURB EXTENSIONS, RECONFIGURE ON-STREET PARKING, LIGHTING	\$1,139,144	\$1,423,930
6	102234	<b>POR-SR 14-3.65-5.36</b>	STREETSBORO PORTAGE POINTE DR TO DIAGONAL RD	ADD TWO WAY LEFT TURN LANE SIDEWALKS	\$3,704,193	\$4,630,241
7	110676	<b>POR-SR 305-5.65-7.36</b>	NELSON TOWNSHIP/VARIOUS TRUMBULL CO SR 305 FROM SR 282 TO TRUMBULL CO LINE	RESURFACING	\$884,307	\$1,105,384
8	108372	<b>SUM-2nd ST/WOOSTER RD N/ NORTON RD</b>	BARBERTON 2ND ST FROM HUDSON RUN TO WOOSTER RD WOOSTER RD FROM NORTON AVE TO BURT ST NORTON RD FROM BARBER RD TO WOOSTER RD	RESURFACING	\$862,400	\$1,078,000

**HIGHWAY PROJECTS THAT BEGAN CONSTRUCTION  
FY 2021**

No.	PID #	PROJECT	LOCATION & TERMINI	TYPE OF WORK	FY 2021 FEDERAL FUNDS	TOTAL PHASE COST
9	107274	SUM-BOSTON MILLS RD PH 2	BOSTON TOWNSHIP BLUE HEN FALLS DRIVEWAY TO 1200' WEST OF RIVERVIEW RD	RESURFACING	\$300,000	\$922,861
10	108098	SUM-CHESTNUT BLVD	CUYAHOGA FALLS STATE RD TO 2ND ST	RESURFACING	\$392,000	\$719,870
11	108132	SUM-S HAWKINS AVE	AKRON EAST AVE TO MULL AVE	RESURFACING	\$700,000	\$1,024,940
12	107018	SUM-INGLESIDE DR BRIDGE	HUDSON INGLESIDE DR OVER BRANDYWINE CREEK	BRIDGE REPLACEMENT	\$823,074	\$1,367,332
13	108164	SUM-MAIN ST CORRIDOR PHASE 2	AKRON S. MAIN ST FROM MILL ST TO MLK BLVD (SR 59)	CONSTRUCTION OF A COMPLETE STREETS CORRIDOR	\$8,000,743	\$14,331,313
14	107886	SUM-NORTH RIVER RD	MUNROE FALLS SR 91 TO STOW CORP LIMIT	RESURFACING	\$505,087	\$631,359
15	112753	SUM-NORTON AVE	NORTON CLEVELAND MASSILLON RD TO NORTON EAST CORP LIMIT	RESURFACING	\$290,392	\$362,990
16	114044	SUM-OLDE EIGHT RD/TWINSBURG RD	NORTHFIELD CENTER TOWNSHIP INTERSECTION OF OLDE EIGHT RD AND TWINSBURG RD	INSTALLATION OF A NEW TRAFFIC SIGNAL	\$104,085	\$115,650

**HIGHWAY PROJECTS THAT BEGAN CONSTRUCTION  
FY 2021**

No.	PID #	PROJECT	LOCATION & TERMINI	TYPE OF WORK	FY 2021 FEDERAL FUNDS	TOTAL PHASE COST
17	108865	<b>SUM-SMITH RD (CR 116)-0.94</b>	BATH TOWNSHIP 900' W OF CORUNNA TO EAST SIDE OF SAND RUN RD	RESURFACING	\$700,000	\$845,857
18	102904	<b>SUM-W STEELS CORNERS RD PHASE 1</b>	CUYAHOGA FALLS W STEELS CORNERS FROM STATE RD TO NORTHAMPTON RD	RESURFACING	\$579,696	\$724,620
19	108498	<b>SUM-WOOSTER RD (CR 96)-0.50</b>	NORTON SR 21 TO TAYLOR RD (NORTON CORP LIMIT)	RESURFACING	\$154,278	\$192,848
20	109076	<b>SUM-IR 77-31.97</b>	RICHFIELD TOWNSHIP IR 77 AT FURNACE RUN STRUCTURES	STREAM EROSION PROTECTION	\$284,031	\$315,590
21	102329	<b>SUM-IR 76/77/8-8.42/9.77/0.00</b>	AKRON IR 76 FROM KENMORE LEG TO PRINCETON ST AND E OF GRANT TO SCHOOL RD; IR 77 FROM WATERLOO RD TO LAFOLLETTE ST AND KENMORE LEG TO N OF VERNON ODOM BLVD SR 8 FROM IR76/77 TO PERKINS ST	PAVEMENT REPLACEMENT ADDITIONAL LANE IN EACH DIRECTION	\$28,019,343	\$149,248,930
22	106002	<b>SUM-IR 77/IR 277/US 224</b>	AKRON IR 77 FROM ARLINGTON RD TO IR 277/US 224	PROVIDE 2 LANE RAMPS AT IR 77/IR 277 INTERCHANGE AND ADDITIONAL LANES ON IR 77 FROM ARLINGTON RD TO US 224	\$3,831,833	\$49,728,377
23	93433	<b>SUM-SR 91/SR 18-1.75 (CANTON RD/E MARKET ST)</b>	AKRON SR 91 (CANTON RD) AT THE INTERSECTION WITH SR 18 (E. MARKET ST)	INTERSECTION REALIGNMENT NEW ROUNDABOUT	\$2,128,729	\$2,660,911

**HIGHWAY PROJECTS THAT BEGAN CONSTRUCTION  
FY 2021**

No.	PID #	PROJECT	LOCATION & TERMINI	TYPE OF WORK	FY 2021 FEDERAL FUNDS	TOTAL PHASE COST
24	101380	<b>D04 BH FY2021 (WEST)</b>	SUMMIT COUNTY	DECK SEALING OF 39 STRUCTURES IN SUMMIT COUNTY	\$1,011,468	\$1,264,335
25	101264	<b>SUM-SR 18-4.91-6.56 SUM-SR 18-8.15-9.70</b>	AKRON SR 18 FROM REVERE RD TO WESTGATE CIR SR 18 FROM E OF CASTERTON AVE TO SR 59	RESURFACING	\$1,544,889	\$1,931,111
26	111012	<b>SUM-SR 261-8.19-8.24</b>	AKRON SR 261/RAND AVE AND SR 261/DART AVE	SIGNAL UPGRADE/REPLACEMENTS NEW PEDESTRIAN BUTTONS/SIGNALS	\$1,248,960	\$1,561,199
27	110282	<b>WAY-SR 94-18.76</b>	CHIPPEWA TOWNSHIP	JACK & BORE CULVERT REPLACEMENT MOVED FORM PID 101449	\$112,137	\$140,172
28	103432	<b>D04 GR FY2021 (SYSTEMATIC)</b>	DISTRICTWIDE	SYSTEMATIC GUARDRAIL MAINTENANCE AND REPAIR	\$666,648	\$833,310
29	96560	<b>POR/TRU MCRO FY2021</b>	VARIOUS LOCATIONS POR SR 44 19.18-22.14,24.19-26.76 POR SR 82 13.80-17.89 POR SR 225 10.26-15.76	MICROSURFACING	\$1,659,046	\$2,073,807
30	113339	<b>D04 PM R-WR FY2021</b>	DISTRICTWIDE	WET REFLECTIVE MARKINGS ON VARIOUS INTERSTATES AND INTERSTATE LOOK-ALIKES	\$766,980	\$956,800



**HIGHWAY PROJECTS AUTHORIZED FOR ENGINEERING OR RIGHT OF WAY  
FY 2021**

No.	PID #	PROJECT	LOCATION & TERMINI	TYPE OF WORK	FY 2021 PHASE	FY 2021 FEDERAL FUNDS	TOTAL PHASE COST
1	98585	<b>POR-TALLMADGE RD (CR 18)</b>	BRIMFIELD TOWNSHIP TALLMADGE RD/IR 76 INTERCHANGE	RECONSTRUCTION OF TALLMADGE RD AT IR 76 INTERCHANGE AND RELOCATION OF MOGADORE RD	RIGHT OF WAY	\$3,396	\$414,504
3	84397	<b>SUM-SEIBERLING WAY (PHASE 1)</b>	AKRON SEIBERLING WAY FROM ENGLEWOOD ST TO EAGLE ST	NEW ROAD NEW BRIDGE OVER LITTLE CUYAHOGA RIVER	ENGINEERING	\$48,808	\$1,184,169
4	106539	<b>SUM-WOOSTER RD/ROBINSON</b>	BARBERTON WOOSTER RD W FROM ROBINSON AVE TO 4TH ST	ELIMINATE WB OUTSIDE LANE IMPROVE INTERSECTION SIGNAL COORDINATION CONSTRUCT SHARED USE PATH	RIGHT OF WAY	\$13,000	\$16,250
5	102329	<b>SUM-IR 76/77/8-8.42/9.77/0.00</b>	AKRON IR 76 FROM KENMORE LEG TO PRINCETON ST AND E OF GRANT TO SCHOOL RD; IR 77 FROM WATERLOO RD TO LAFOLLETTE ST AND KENMORE LEG TO N OF VERNON ODOM BLVD SR 8 FROM IR76/77 TO PERKINS ST	PAVEMENT REPLACEMENT ADDITIONAL LANE IN EACH DIRECTION	ENGINEERING	\$5,934,054	\$13,477,890
6	103173	<b>SUM-SR 241/BOETTLER/FRANKS</b>	GREEN SR 241 AT BOETTLER RD/FRANKS PKWY INTERSECTION	REPLACE SIGNALIZED INTERSECTION WITH HYBRID ROUNDABOUT	RIGHT OF WAY	\$445,500	\$614,613
7	103172	<b>SUM-SR 241/CORPORATE WOODS PHASE 2</b>	GREEN SR 241 AT CORPORATE WOODS CIR/THORN DR INTERSECTION	REPLACE SIGNALIZED INTERSECTION WITH HYBRID ROUNDABOUT	RIGHT OF WAY	\$1,398,346	\$1,961,949

**HIGHWAY PLANNING ACTIVITIES AUTHORIZED**  
**FY 2021**

No.	PID #	PROJECT / STUDY	LOCATION & TERMINI	TYPE OF WORK	FY 2021 FEDERAL FUNDS	TOTAL PHASE COST
1	100692	<b>SUM-AMATS FY 21 AIR QUALITY</b>	SUMMIT AND PORTAGE COUNTIES AND CHIPPEWA AND MILTON TOWNSHIPS OF WAYNE COUNTY	PROMOTION OF ACTIVITIES TO IMPROVE AIR QUALITY SUCH AS BIKING AND WALKING	\$120,000	\$120,000
2	100691	<b>SUM-AMATS FY 21 RIDESHARE</b>	SUMMIT AND PORTAGE COUNTIES AND CHIPPEWA AND MILTON TOWNSHIPS OF WAYNE COUNTY	PROMOTION OF CARPOOLING	\$80,000	\$80,000

**HIGHWAY PROJECTS DELAYED OR CANCELLED**  
**FY 2021**

No.	PID #	PROJECT	LOCATION & TERMINI	TYPE OF WORK	FY 2021 PHASE	PROJECT STATUS
1	112026	POR-SR 59-2.14 (East Main St.)	KENT SR 59 (EAST MAIN ST) FROM WILLOW ST TO HORNING RD	INSTALL RAISED MEDIAN REPLACE TWO SIGNALIZED INTERSEC- TIONS WITH ROUNDABOUTS	ENGINEERING	DELAYED

**BIKEWAY AND PEDESTRIAN PROJECTS**  
FY 2021

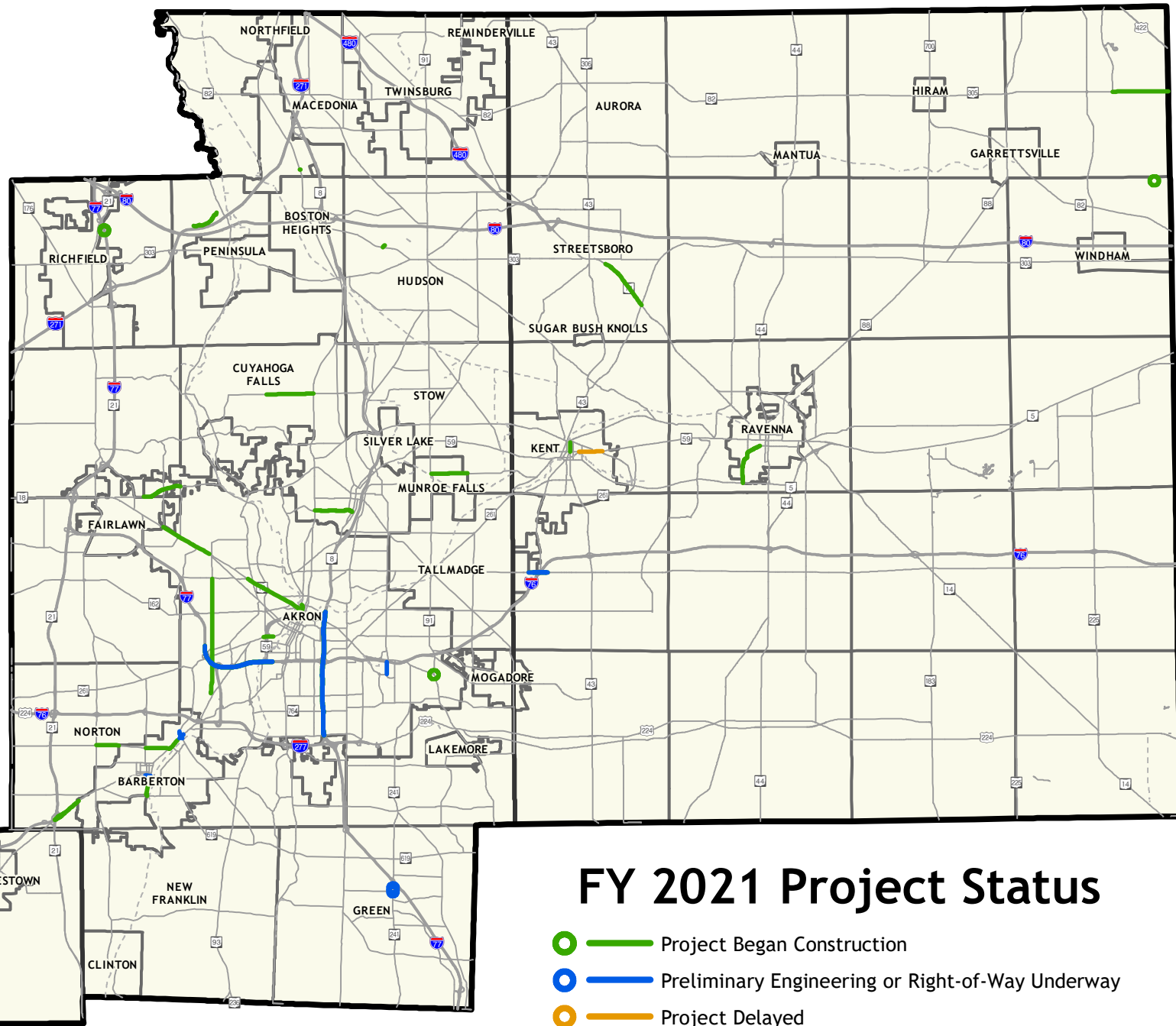
No.	PID #	PROJECT	LOCATION & TERMINI	TYPE OF WORK	FY 2021 PHASE	FY 2021 FEDERAL FUNDS	TOTAL PHASE COST
1	103834	<b>POR-PORTAGE</b> -BRADY'S LEAP SECTION	KENT WEST MAIN ST TO 0.1 S OF FAIRCHILD AV	CONSTRUCT HIKE/BIKE TRAIL FROM MAIN ST TO EXISTING SEGMENT OF THE PORTAGE TRAIL INCLUDING STAIRS TO WEST MAIN ST	CONSTRUCTION	\$700,000	\$1,218,249
2	107814	<b>SUM-SR 91</b> -9.96 SIDEWALKS	STOW SR 91 FROM 500' S OF CONWILL RD TO 375' S OF FISHCREEK RD	NEW SIDEWALKS	CONSTRUCTION	\$384,161	\$480,201
3	113278	<b>D04 PSIP PHASE 2</b>	VARIOUS CITIES IN THE DISTRICT	PEDESTRIAN SAFETY IMPROVEMENT UPGRADES	CONSTRUCTION	\$1,564,975	\$1,738,861

## AKRON METROPOLITAN AREA TRANSPORTATION STUDY

## TRANSIT PROJECTS ACTIVITY

FY 2021

PROJECT DESCRIPTION	PID NUMBER	TOTAL PROJECT COST	FEDERAL FUNDING AMOUNT	FEDERAL FUNDING SOURCE	STATE FUNDING	GRANT/PROJECT STATUS
<b>METRO REGIONAL TRANSIT AUTHORITY</b>						
<b>FY 2021 Projects</b>						
<b>Capital</b>						
Bldg Rehabilitation, Property Maintenance	104366	\$5,000,000	\$500,000	Sec. 5307	\$0	Awarded
20 Small Buses	104363	\$2,000,000	\$1,600,000	Sec. 5307	\$0	Awarded
4 Large Buses	104362	\$2,750,000	\$2,175,867	Sec. 5339	\$250,000	Awarded
Capital Equipment	112220	\$1,875,000	\$0	-	\$1,500,000	Awarded
Bus Shelters & Bus Stops	104365	\$200,000	\$160,000	Sec. 5307	\$40,000	Awarded
Elderly & Disabled Small Bus Acquisition	111808	<u>\$897,664</u>	<u>\$720,459</u>	Sec. 5310	<u>\$0</u>	Awarded
		<b>\$12,722,664</b>	<b>\$5,156,326</b>		<b>\$1,790,000</b>	
<b>Operating-Related</b>						
Preventive Maintenance	104364	<u>\$5,443,750</u>	<u>\$3,680,000</u>	Sec. 5307	<u>\$675,000</u>	Awarded
		<b>\$5,443,750</b>	<b>\$3,680,000</b>		<b>\$675,000</b>	
<b>Planning</b>						
Transit-Oriented Development Planning Study	114169	\$500,000	\$450,000	HOPE	\$0	Awarded
Operational Planning	104368	<u>\$825,000</u>	<u>\$0</u>	-	<u>\$0</u>	N/A
		<b>\$1,325,000</b>	<b>\$450,000</b>		<b>\$0</b>	
<b>2021 METRO RTA TOTALS</b>		<b>\$19,491,414</b>	<b>\$9,286,326</b>		<b>\$2,465,000</b>	
<b>PORTAGE AREA REGIONAL TRANSPORTATION AUTHORITY</b>						
<b>FY 2021 Projects</b>						
<b>Capital</b>						
6 Small Buses	104397	\$390,000	\$312,000	Sec. 5307	\$0	Awarded
3 Large CNG Buses	102992	\$1,598,428	\$1,278,742	CMAQ/5339b	\$0	Awarded
Mobility Management	113902	\$62,500	\$50,000	Sec. 5307	\$0	Awarded
CDL Driver Training Pad	113728	\$400,000	\$0	-	\$400,000	Awarded
Elderly & Disabled Small Bus Acquisition	111811	<u>\$494,882</u>	<u>\$407,182</u>	Sec. 5310	<u>\$0</u>	Awarded
		<b>\$2,945,810</b>	<b>\$2,047,924</b>		<b>\$400,000</b>	
<b>Operating-Related</b>						
Elderly & Disabled Fare Assistance	104393			-	\$100,000	Awarded
Preventive Maintenance	104396	<u>\$1,030,000</u>	<u>\$800,000</u>	Sec. 5307	<u>\$230,000</u>	Awarded
		<b>\$1,030,000</b>	<b>\$800,000</b>		<b>\$330,000</b>	
<b>Planning</b>						
Operational Planning	104395	<u>\$65,000</u>	<u>\$0</u>	-		N/A
		<b>\$65,000</b>	<b>\$0</b>		<b>\$0</b>	
<b>2021 PARTA TOTALS</b>		<b>\$4,040,810</b>	<b>\$2,847,924</b>		<b>\$730,000</b>	
<b>TOTAL PROJECT COST</b>		<b>\$23,532,224</b>	<b>\$12,134,250</b>		<b>\$3,195,000</b>	
Performance Measures - METRO RTA and PARTA have certified that they have developed and adopted the required performance targets for all rolling stock, equipment, facilities, and infrastructure, through a Transit Asset Management (TAM) Plan, as required by federal guidance.						



# FY 2021 Project Status

- — Project Began Construction
- — Preliminary Engineering or Right-of-Way Underway
- — Project Delayed



0 1 2 3 4 Miles